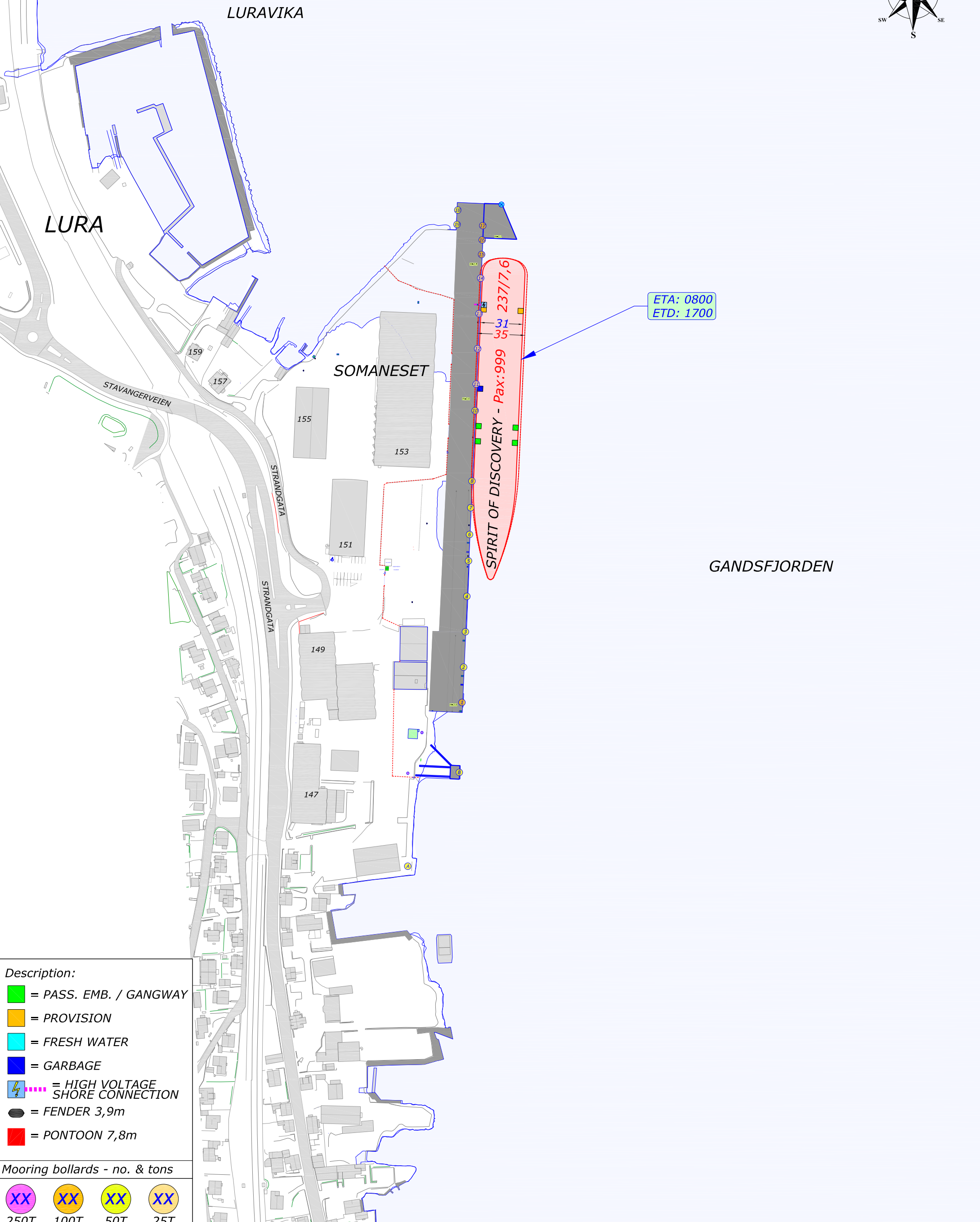
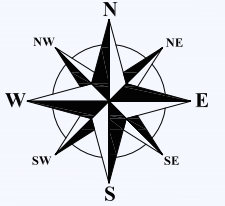
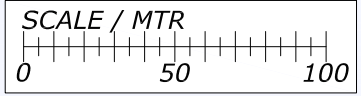


ETA: 0900  
ETD: 1700

ETA: 1400  
ETD: 2200

- Description:**
- = PASS. EMB. / GANGWAY
  - = PROVISION
  - = FRESH WATER
  - = GARBAGE
  - ⚡ = EL SHORE SUPPLY
  - = FENDER 3,9m
  - = PONTOON 7,8m

- Mooring bollards - no. & tons**
- XX 200T
  - XX 100T
  - XX 50T
  - XX UDEF



- Description:
- = PASS. EMB. / GANGWAY
  - = PROVISION
  - = FRESH WATER
  - = GARBAGE
  - ⚡ = HIGH VOLTAGE SHORE CONNECTION
  - = FENDER 3,9m
  - = PONTOON 7,8m

- Mooring bollards - no. & tons
- |  |  |  |                                     |
|--|--|--|-------------------------------------|
| <span style="color: purple;">XX</span> | <span style="color: orange;">XX</span> | <span style="color: yellow;">XX</span> | <span style="color: red;">XX</span> |
| 250T                                   | 100T                                   | 50T                                    | 25T                                 |